



AN UNFINISHED BOOK
by Ana Valine



AN UNFINISHED BOOK


In this book project I have compiled eco film developing recipes I began to research and discover this summer of 2020. As the school was closed I needed to find another way of working with film. I also was drawn to the possibility of having a portable process that was connected to materials on hand.

The other parts of the equation are an exploration of creating work in liminal spaces – particularly in this time of pause, and specifically shorelines – and curiosity about re-framing traditional home-keeping forms. In this summer of isolation, I was drawn to ideas of threading, connecting and being in relation to. This recipe book was born out of a desire to re-imagine something familiar and to make a tangible record of a surreal summer.



First Steps: staining paper #1

The paper I bought was an excellent shape with enough room to work but was too bright in ivory. I used a mixture of black teas (Earl Grey and Lapsang) and soaked each page for at least 20 minutes. The paper smells like lavender and smoke and has a nice aged tint to it now.



Second Steps: staining paper #2

This step was a bit more stressful as I only had a few sheets of it. I chose it specifically as it has bits of thread running through it but the original colour was too yellow. This paper picked up colour more quickly than the first paper so it went more quickly.

The ingredients for this stain were instant coffee packs and Earl Grey tea.

Because the sheets were so long I had to put a spring-loaded curtain rod over the bathroom to drape them over for drying. Many coffee spatters everywhere.

This paper smells like coffee and bergamot.



Paper #2

Dripping as it dries and showing colour difference before and after staining.



Dining room table at beginning and middle stages.



Map ink is made from ingredients found on the way: blackberries, hydrangea, yellow mystery flowers, a brick from the ocean, and ash from found driftwood burned on my boyfriend's barbeque.

The ink ended up being too faint to penetrate the thread paper so I had to reinforce it with fountain pen ink. I like the way the end result looks with the watery ink.







AN UNFINISHED BOOK

WITH GRATITUDE TO THE x'moók'wá'əm (MUSQUEAM), Skwxwámesh úxwumixw (SQUAMISH),
AND Səlilwəta'p (TSLEIL-WAUTUTH) NATIONS.


- AS I UNLEARN, LISTEN, AND EXPLORE THE SPACES OF THESE TIMELESS TERRITORIES, I AM IN AWE. I AM AN UNINVITED GUEST HERE AND ACKNOWLEDGE THESE LANDS WERE TAKEN WITHOUT CONSENT. MY FILMING ON AND OF THESE LANDS AND WATER IS FROM A POSITION OF ENQUIRY AND RESPECT.
- IN THIS BOOK I HAVE FILMING LOCATIONS LISTED BY THEIR COLONIAL NAMES WHILE I LEARN MORE ABOUT DEEPER HISTORIES. CORRECTIONS AND ADDITIONAL INFORMATION WILL BE ADDED AS I LEARN.
- THE PAGES ARE SEWN TOGETHER BY HAND WITH STURDY THREAD. THERE ARE NO KNOTS IN THE BOOK AND THE THREADS HAVE BEEN LEFT LOOSE TO CONNECT WITH WHAT THEY WILL: ALWAYS PART OF THE WHOLE, ALWAYS IN RELATION TO.
- THIS BOOK IS NOT PERMANENTLY BOUND. IT IS MEANT FOR OPENING TO RE-ORDER OR INSERT PAGES AS I CONTINUE TO COLLABORATE WITH FILM + PLACE, DISCOVERING WAYS IN IMAGE-MAKING WITH ANCIENT PLACES.

"THERE IS A WAY THAT NATURE SPEAKS,
THAT LAND SPEAKS. MOST OF THE TIME
WE ARE SIMPLY NOT PATIENT ENOUGH,
QUIET ENOUGH, TO PAY ATTENTION TO
THE STORY."

LINDA HOGAN







X

#1

SPANISH BANKS
MUSQUEAM NATION
?ajalmoxw
GOOD WATER

Water and Woods

Having a hard time lately with the concept of time.
More connected with space and place.

The sounds of branches rustling and water
lapping on rocks. The touch of air on skin
in the breeze. Distant people, barking dogs.

The sound of slowness, a suspended, anxious,
imposed relaxation. Folks with suddenly
a lot of time on their hands, mulling on their
minds. Walking is just something to do
but doesn't cover the lost looks.

I, too, feel a little lost, adrift.
A sense of waiting.



Water and Woods

Having a hard time staying with the concept of time
More involved with space and place

The sounds of branches rustling and water
lapping on rocks - the birds fly off on them
in the breeze - moving people, working people

The sound of water - a suspended, anxious
imposed observation. Telling with suddenness
a lot of time on their hands. Nothing on their
minds. Nothing is just something to do
that doesn't cover the rest of them.

I, too, feel a little lost, adrift.
A sense of waiting.

[illegible]




FILMSTILLS









truck full of salt water
↓ + slawed

LD

20 lbs salt - epsom
ph strips
vit c powder
washing soda

GW

Kitchen scale

HD

Work light
ext cord

Bruce/Lee's

Kodak safelight #2 bulb

Kitchen scale

ph strips
#2 bulb - Kodak safelight #4
work light
ext cord
vit c powder
washing soda

water rinse 1m
dev.

fix - eco 3days
fix - comm. 30min
water rinse 10 min

DANIELS Eco-Fix
(% ECTOPARK)

250g salt (200 ml) x 1.1 kg
250g salt water (1 cup) x 1.1 lb
dissolve salt in water
leave film for 3 days
rinse 10 min paper x 8.2 gal
26 1/4 c salt + 82 water for 100 ft
salt 4000g = 4L x 2 = 800g
water 4000ml = 4L x 2 = 8L
52 c water 2 gal = 2 gal for 100 ft
8000g salt 2 gal
table salt 1.1 lb cups = 1 pint
26 1/4 c salt = 1.7 lb pounds




shopping lists for 1st
brew.
* note: no such thing as
safelight #2 bulb.
It's a filter.

↑ starter recipes ↓




Fix

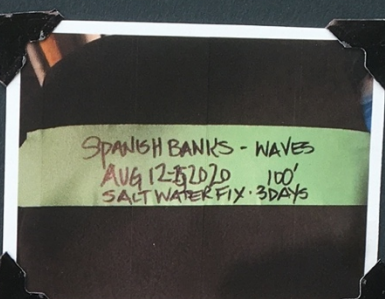
- 6 L ocean H_2O
- 5000 g salt
- heat on stove until dissolved.







1st run....
images!!!



FIELD NOTES

SPANISH BANKS, VANCOUVER, BC
AUG 12, 2020
4:40 PM, 20°C, SUNNY, SLIGHT BREEZE
STOCK: 3578E B/W HI-CON
ISO: 12
LX METER: ?
FSTOP: 5.6, FPS: 64 x 4 WINDS
FSTOP: 8, FPS: 24 x 3 CRANKS
SUBJECT: WAVES ON ROCKS

LUNCH: MONTREAL SMOKED MEAT SANDWICH

GATHERING INGREDIENTS:

3x5 GALLON BUCKETS OF SEAWATER
CURLY SEAWEED
SEA MOSS
CEDAR BRANCH + BARK, SPRUCE BOUGH
SWORD FERN + SOFT FERN
3 KINDS OF MOSS
1 MAPLE LEAF, DRY
3 UNKNOWN VINES
2 UNKNOWN GREENS, LONG
6 GREEN LEAVES

NOTES

FIRST TIME PLANNING TO ECD-PROCESS ON MY OWN (PREV WORKSHOP @ ECHOPARK FILM CENTRE NORTH) SO EXPECTATIONS WERE LOW. CALLED LINDSAY M FROM THE BEACH TO DOUBLE-CHECK EXPOSURE. DESPITE NERVES, I LOVED THE ADVENTURE AND UNKNOWNING OF IT. NOTHING TO LOSE. AN ENERGIZING DAY IN THE WAVES.

RECIPES:

DEVELOPER:

8 LITRES OF SEAWATER OVER CHOPPED GREENS
COOL TO 36°C
12 GRAMS VITC POWDER *
50 GRAMS WASHING SODA **
* UNFLAVOURED VITC CAPSULES CRUSHED WITH MORTAR + PESTLE
** MAKE WASHING SODA FROM BAKING SODA 400° OVEN FOR 1 HOUR, TURN EVERY 15 MINS

RINSE

SEA WATER

FIX


7 LITRES OF OCEAN WATER, HEATED
5000 GRAMS OF SALT
DISSOLVE WHAT'S POSSIBLE, REMAINDER STAYS IN BOTTOM OF POT
(DEVELOPER + FIX BASED ON DAGIE B'S INGREDIENTS)


PROCESS:


- CAN USE SAFELIGHT #2 IN DARKROOM (4 FT.)
- 1) RINSE 1 MIN.
 - 2) DEVELOPER (BUCKET) 20 MINS, PH=12, 36°C
 - 3) RINSE 5 MIN.
 - 4) FIX IN LIGHT TIGHT BUCKET FOR 3 DAYS.
 - 5) RINSE 15 MINS - TAP H₂O, HANG TO DRY

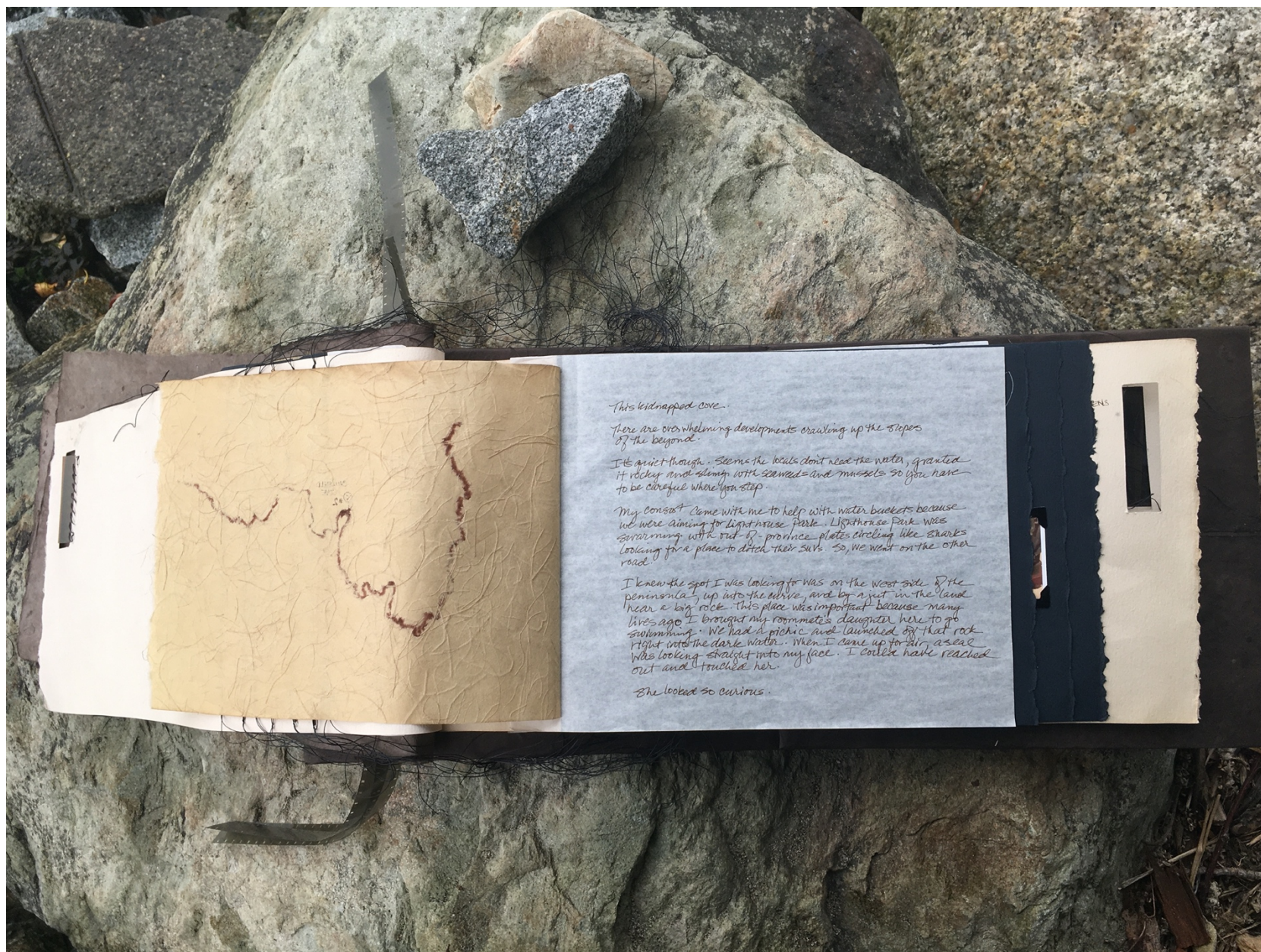
NOTES

WRAPPED SALT WATER FIX BUCKET WITH 4 LAYERS OF DUWETYN AND LOTS OF TAPE TO KEEP IT LIGHT TIGHT FOR 3 DAYS. THE ANTICIPATION IS DISTRACTING. RESULT: LOVELY SEPIA COLOURED NEGATIVE IMAGE. A BIT THIN. TOO LONG IN DEVELOPER? PLEASED WITH THE FIRST ATTEMPT, THOUGH APPREHENSIVE AT FIRST AS I DIDN'T SEE AN IMAGE IN THE SAFELIGHT WHEN DEVELOPING NOR DID I SEE ANYTHING WHEN I IMMEDIATELY PULLED IT OUT. SUBTLE.









This kidnapped Cove.

There are overwhelming developments crawling up the slopes of the beyond.

It's quiet though. Seems the locals don't need the water, granted it's rocky and slimy with seaweed and mussels so you have to be careful where you step.

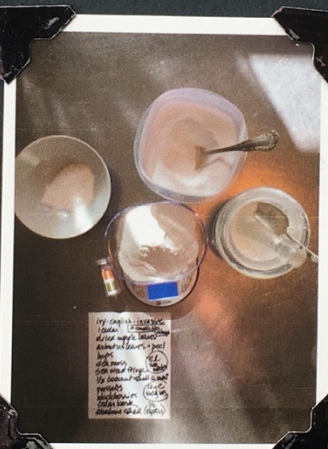
My consort came with me to help with water buckets because we were aiming for Light House Park. Light House Park was swimming with cut-off province plates circling like sharks looking for a place to ditch their suits. So, we went on the other road.

I knew the spot I was looking for was on the west side of the peninsula, up into the abyss, and by a jet in the land near a big rock. This place was important because many lives ago I brought my roommate's daughter here to go swimming. We had a picnic and launched off that rock right into the dark water. When I came up to air, a seal was looking straight into my face. I could have reached out and touched her.

She looked so curious.



blistered finger from grinding
vitamin C powder in pestle
taco lunch + hops in beer + for brew.



the coconut half
- perhaps the
wrench in the
works

more grinding
and weighing
of ingredients

the brew
smells like
almonds

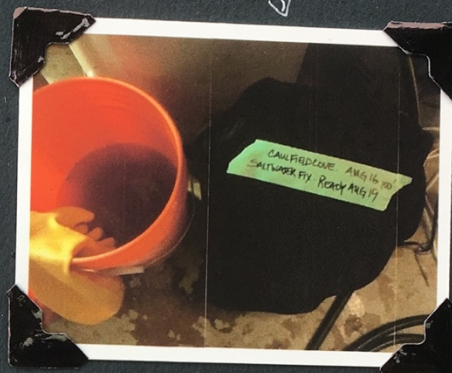

* Safelight # 2

basement darkroom
buckets

rinse

salt water fix.

dev



drying in the
tub



... faint at first...
but



no images!
Why?
Back to the
drawing-board.

FIELD NOTES

CAULFIELD COVE, WEST VANCOUVER, BC

AUGUST 16, 2020 12:10 PM

25°C

STOCK: 3378E B/W HI. CON

ISO: 12

LX METER: 360°

SUBJECT: LOG BOBBING IN WATER
+ SHORE ROCKS.

FSTOP: 5.6, 64 FPS (x4) / FSTOP 5.6, 24 FPS (5)

FSTOP: 8, 24 FPS (6)

LUNCH:

TACO COMBO + IPA.

- GATHERED HOPS FOR BREW.

GATHERED INGREDIENTS

1X 5 GAL BUCKET FOR DEV + RINSE
(USING SPANISH BANKS FIX)

SEAWEED

MUSSELS

ARBUTUS BRANCH + LEAVES

CEDAR BOUGH

1/2 COCONUT SHELL W MEAT

STRIPED ROCK

NOTES

SLIPPED ON A ROCK AND GOT SOME
BARNACLE GOUGES. WAS HOPING
TO BLEED MORE TO PUT IT IN THE
DEVELOPER MIX.

RECIPE

DEVELOPER:

8 LITRES OF SEA WATER OVER GREENS

12 GRAMS VIT C POWDER

50 GRAMS WASHING SODA

36°C, PH=12

RINSE:

CC SEA WATER

FIX

SB FIX FROM PREV MIX.

PROCESS (BUCKETS + #2 SAFELIGHT)

- 1) RINSE IN CC WATER FOR 1 MIN.
- 2) 15 MINS IN DEVELOPER
- 3) 5 MIN RINSE IN CC WATER.
- 4) SALT WATER FIX (SB MIX) 2 DAYS
- 5) RINSE IN TAP WATER 15 MINS
HANG TO DRY

NOTES

NO IMAGE BLOOM SHOWING WITH SAFELIGHT
AND LOUPE (IN DARKROOM).

NO IMAGE IN RINSE + HANG DRYING.


NOTHING. BUCKET FULL OF DISAPPOINTMENT

POSSIBLY THE COCONUT + MUSSELS (OILS)

COATED THE EMULSION SO DEV DIDN'T

PENETRATE + REACT.

WILL TRY SPRAYING FILM W BLEACH TO
BRING OUT LATENT IMAGE.



English Bay is where Lynn lived for a long time with her partner of 18 years, my best friend. So I was very fond of Lynn. She worked in the film industry and choosing to film 'her' beach at 'magic hour' was a natural choice.

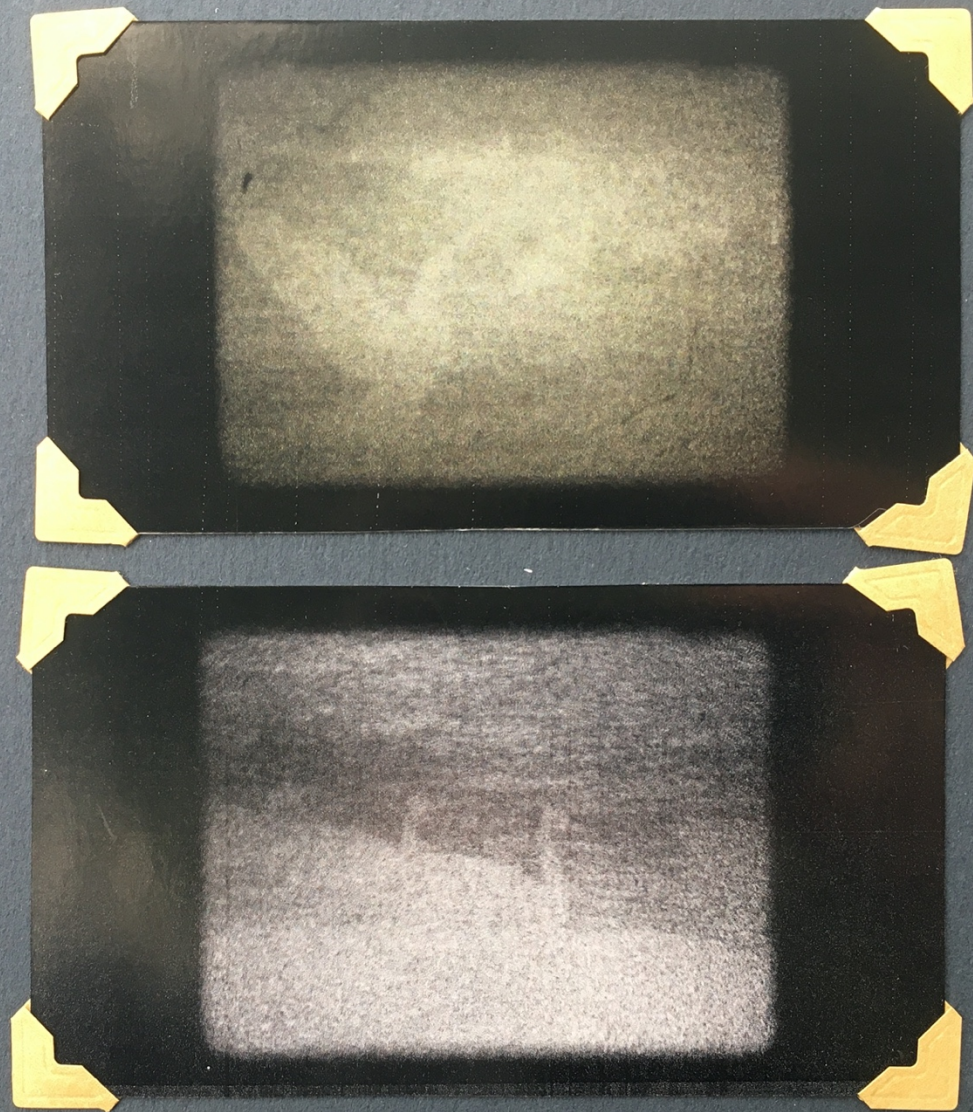
In honour of her usual spot I've come to the Sylvia to raise a glass to her. She died in October and her partner has put a bench under a tree with her name on it to watch the waves move in and out.

Tides.

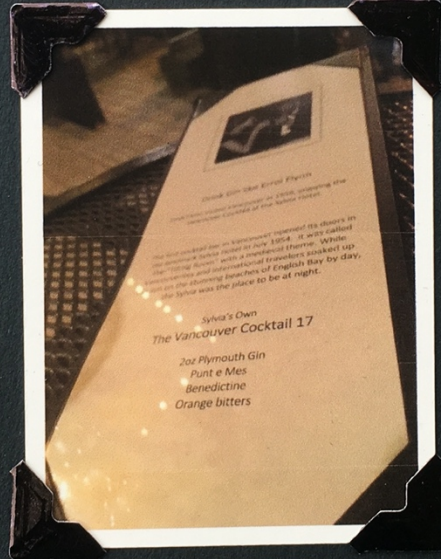
Threads.

Time.

Lynn, so full of integrity and interest and support for others. I miss her. I wish I could share this time with her. And these discoveries and experiments. I think she would have liked these things.



FILM STILLS




martini
ingredients
in honour of LB

post-filming
note-taking
and observational
writing.



chemical dev
recipes



darkroom set-up



trying more chemical
combinations
+ time



FIELD NOTES

ENGLISH BAY FURLB, VANCOUVER, BC
AUG 17, 2020 8:40 PM 'MAGIC HOUR'
29°C COOL EVENING, CROWDED BEACH.
STOCK: KODAK 2475 RECORDING FILM,
ESTAR, AH BASE FOR 16 MM HIGH
SPEED CAMERAS, DOUBLE PERF,
GREY EMULSION. EXPIRED MAY 1975
(45 YEARS PAST EXPIRY)

ASA/ISO: ?

LX METER: NOT READ

FSTOP 8, 64 FPS X 4 CRANKS

FSTOP 5.6/4, 24 FPS X 3 CRANKS

SUBJECT: WAVES AND GEESE, HORIZON
WITH SHIPS

COCKTAIL

MARTINI AT THE SYLVIA *

GATHERED INGREDIENTS

NONE. WILL DEVELOP IN
DARKROOM WITH CHEMICALS - TOO MANY
VARIABLES WITH EXPIRED FILM AND
NOT USING LIGHT METER. NEED TO DO
TEST STRIPS

* MARTINI INGREDIENTS - SEE PHOTO

NOTES

FIRST SHOT THIS ROLL THROUGH
CAMERA ON AUG 13. DEVELOP
TESTS SHOWED NO IMAGE DUE TO
UNDEREXPOSURE. RELOADED IT IN
CAMERA TO RE-FILM ON ADVICE OF
LM. IT WORKED!

RECIPES

AUG 18 - ECU DARKROOM
12:46 PM

* FILM'S SECOND RUN THROUGH CAMERA

SEVERAL TESTS AND ATTEMPTS TO
DEVELOP AS A POSITIVE IMAGE
RESULTED IN EMULSION DISSOLVING
OFF BASE OR WHEN DEVELOPED FOR
SHORTER TIME, NO IMAGE AT ALL.
THIS STOCK DOES NOT LIKE BLEACH,
WANTS TO BE PROCESSED AS NEG.

24 FPS = 75% OKAY QUALITY, LOW
CONTRAST, UNDEREXPOSED

64 FPS = 98% POOR IMAGE,
COMPLETELY UNDEREXPOSED.

SOME FRAMES CARRY FIRST
RUN-THROUGH OF STREETLIGHTS.

PROCESS

D19 DEV FOR 6.5 MINS

RINSE H₂O 1 MIN

FIX 5 MIN.

NO LX FOR FULL PROCESS.

NOTES

USE LIGHT METER !!!
FILM IS NOT AS DEGRADED OR
SENSITIVE AS ASSUMED. EXPOSE
TO METER FOR OTHER ROLL.

RESULT: SLIGHT GHOSTLY IMAGES
WHICH WORK WITH FILMING MOTIVATION.
A BIN HALF-FULL OF HEART BREAK.
PROJECTS LIGHT IMAGE FAINTLY THERE.




918 - ECU DARKROOM

PM

1'S SECOND RUN THROUGH CAMERA.


TESTS AND ATTEMPTS TO
PASS A POSITIVE IMAGE
IN EMULSION DISSOLVING
TIME OR WHEN DEVELOPED FOR
LONGER TIME, NO IMAGE AT ALL.
DOCK DOES NOT LIKE BLEACH,
IS TO BE PROCESSED AS NEG.

PS = 75% OKAY QUALITY, LOW
CONTRAST, UNDEREXPOSED -
PS = 98% POOR IMAGE,
UNDEREXPOSED.





Supplies packed for road trip
and first porta-film adventure
up the Sunshine Coast



TLA'AMINATION

SALISH SEA #4 POWELL RIVER

my mother grew up on the water. Although she won't fully confess, I think part of the reason she got with my dad is because he was living on his fishing boat when they met.

After we kids finished school they were finally free to go sail the wild blue yonder. It took several years for them to build their boat and the same season it was done they started their 11 year South and Central American journey. They lived on that boat for a long time. It's been in the family for more than 30 years. We have a lot of memories with that boat. When their small house is overflowing on holidays, the family takes over the house and my parents go down to sleep on their boat. Their sanctuary. Their cocoon.

My father will be 84 in September and he's not able to manage balancing through the waves while raising sails. His sea legs retired before his heart. The boat was finding a new home during this visit. A younger couple who had been admiring it for years would like to keep her sailing the waves. She kept my family safe and was, and is still, able and ready. The rest of us not so much as before.

I asked my mother what it was like sailing alone at night on an open sea. She said she was never alone.

My mother chose this beach and shoreline for filming. This spot, just up from the marina where her boat lives in the water, where the shores are connected.

Some people say you can't see anything out there in the night ocean. She says they're not looking.



FILM STILLS





my mom
taking field
notes and gathering
ingredients.

Washing
soda
+
vit c
powder



the
brew!

making
the
salt water
fix



salt
crystals



light-tight
developing
tank
(lomo)

the final
rinse spin
↓



the reveal!
↓



FIELD NOTES

SALISH SEA, WELLINGTON BEACH, TR, BC
AUGUST 22, 2020 4:23 PM
20°C INCOMING TIDE

STOCK: 3378E B/W HI-CON

ISO: 12

LX METER: 360/

SUBJECT: WAVES, SAILBOATS, MY MOTHER'S
FEET + MINE, MY MOTHER SMILING

FSTOP: 8/5.6, 64 FPS (1+2) / FSTOP 8, 64 FPS (3) /
FSTOP 11/8, 64 FPS (4) / FSTOP 8, 64 FPS (5) /
FSTOP 8, 24 FPS (6).

LUNCH

SANDWICH FROM HOME, EATEN ON SECOND
FERRY WHILE STAYING IN VEHICLE.

GATHERED INGREDIENTS

3x 5 GALLON BUCKETS OF SALISH
SEA WATER FOR DEV, RINSE + FIX
GREEN SEA LETTUCE
RED-BROWN FEATHERY SEAWEED PULLED
FROM ROCKS
FIR BARK + WOOD CHUNK (FOUND ON BEACH)
CEDAR BARK + WOOD CHUNK (FOUND ON BEACH)
A STRIPED ROCK.

NOTES

MOM CHOSE THE FILMING SPOT, TOOK
FIELD NOTES, AND GATHERED INGREDIENTS
WITH ME. SHE IS IN THE FILM, OUR FEET
BESIDE EACH OTHER IN THE WAVES, OCEAN
REFLECTED IN HER SUNGLASSES.

FOOTAGE WORKED OUT BEAUTIFULLY!!
MOST SUCCESS-FULL BATCH SO FAR.

RECIPES

DEVELOPER:

3 LITERS OF SEA SOUP.
(PH = 7 PRE POWDERS)
3/6 GRAMS VIT C POWDER
150 GRAMS WASHING SODA

RINSE:

SALISH SEA WATER

FIX:

SALISH SEA MIX
3 LITRES OF SALISH SEA WATER
3000 GRAMS OF COARSE SALT

PROCESS

- 1) RINSE IN SS WATER FOR 1 MIN
- 2) 15 MINS IN DEVELOPER
(POST-POWDER PH = 12, 37°C)
- 3) 6 MIN RINSE IN SS WATER
- 4) SALT WATER FIX (SS MIX)
2 DAYS
- 5) RINSE IN TAP WATER
15 MINS
HANG TO DRY

NOTES

FIRST TIME USING LOMO TANK
AS PORTABLE PROCESS. LEARNED
TO LOAD FILM BY YOUTUBE 20 MINS
BEFORE PUTTING HANDS IN
DARK TENT. REMOVED FROM TANK
AFTER 2 1/2 DAYS INSTEAD OF
3 SO WE COULD SEE IT AND I
COULD DECIDE IF I WOULD DO
ANOTHER BATCH VIA PORTA-DEV.

RECIPES

DEVELOPER:

3 LITERS OF SEA SOUP.
(PH = 7 PREPOWDERS)
36 GRAMS VIT C POWDER
150 GRAMS WASHING SODA

RINSE:


SALISH SEA WATER

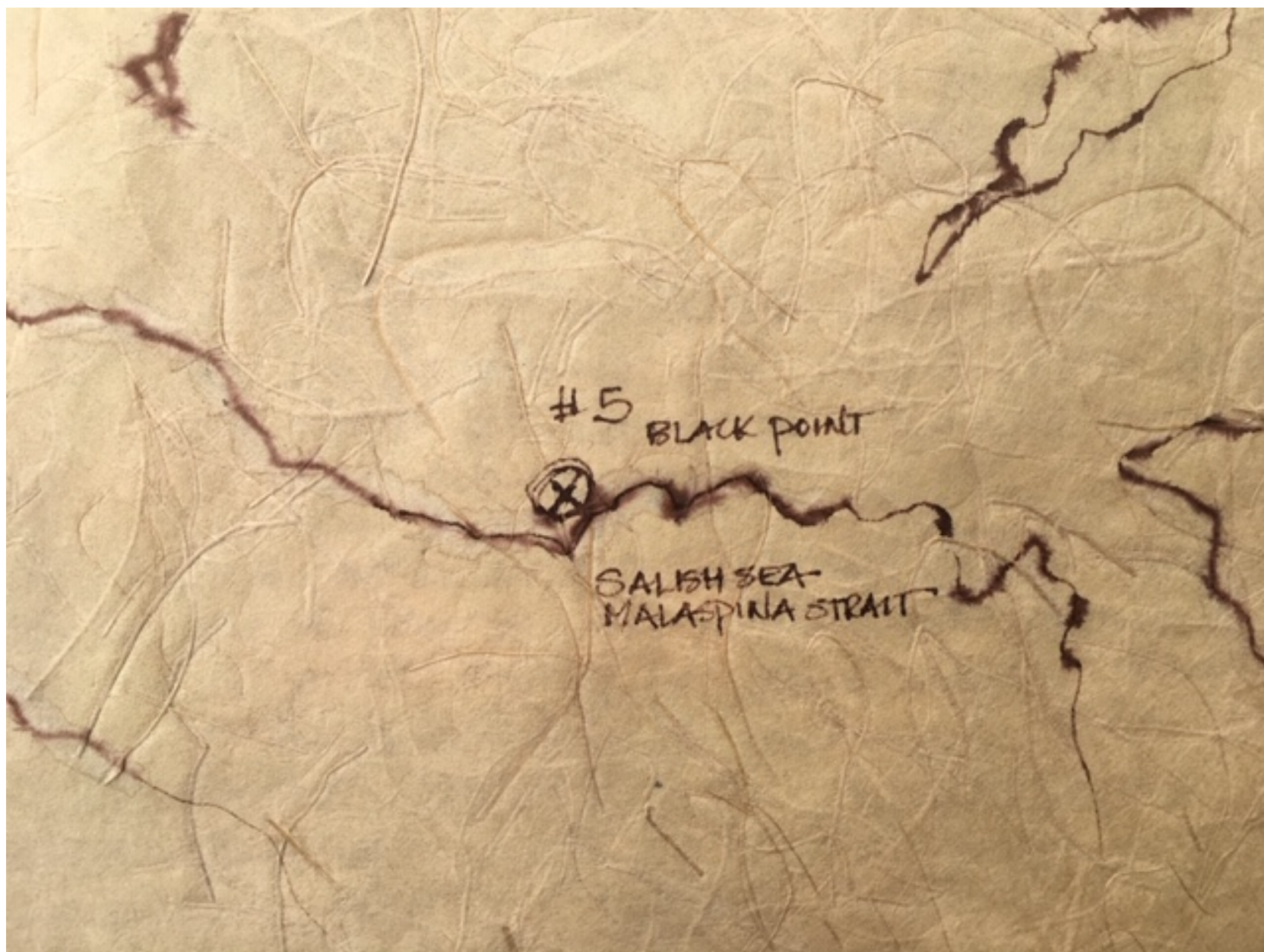
FIX:

SALISH SEA MIX
3 LITRES OF SALISH SEA WATER
3000 GRAMS OF COARSE SALT

PROCESS

- 1) RINSE IN SS WATER FOR 1 MIN
- 2) 15 MINS IN DEVELOPER
(POST-POWDER PH = 12, 37°C)
- 3) 6 MIN RINSE IN SS WATER





The beach is a two-minute walk from the cabin.

Around the corner and down the path.

I can see it from the yard. Assess its mood. Someday I'll be here more frequently, when I can be away from the City more, when I don't have to engage in city work. When I can put a darkroom in the old rock studio here.

For now, I carry the buckets down the slope and stairs to the rocky beach. It reminds me of Oregon though I was just small when we lived there. An environmental memory.

Today the ocean is gentle and clear. Someone is kite-surfing out in the offing. The rocks of the beach are large and smooth and easy to walk on if I plan ahead the next two steps.

Clear water means no bloom at this beach so the seaweed is scarce. There are a few scanty patches on some of the larger rocks so I pick a tiny bit and leave most.

Upon the rocks of the beach though, between, where the sand is underneath, roots of hardy plants find a place. The variety is wide and the stalks are sturdy. One variety has lacy leaves and tiny purple flowers, another beach grass is thin but so tough I can't pull it from the ground. I manage a couple of blades and respect the root. The resulting brew smells like hay.



FILMSTILLS








using light-tight
portable
tent



loading film into
light-tight developing
tank (lomo)

brew



salt crystals
in fix



time load



Ferry ride home



FIELD NOTES

SALISH SEA, BLACK POINT BEACH, PR, BC
AUGUST 25, 2020 MIDDAY
19°C, SOFT BREEZE, SUN
QUIET RIPPLES OVER ROCKS
WATER COMPLETELY CLEAR AND
RELATIVELY WARM.

STOCK: 3378E BW HI-CON.

ISO: 12

LX METER: 360/640

SUBJECT: GENTLE WATER LAPPING
OVER ROCKS.

LUNCH

CHORIZO, CIABATTA, QUINCE JAM
GLASS JUG OF WATER TO GO.

FSTOP 5.6, 64 FPS (1-3) / FSTOP 8, 64 FPS (4)
FSTOP 8/5.6, 64 FPS (5) / FSTOP 8, 64 FPS
(6 or 7) ROLLED OUT AT 64 FPS - OOOOPS!

GATHERED INGREDIENTS

SEA WATER 1x5 GALLON BUCKET
FOR RINSE + DEV ONLY. WILL USE SS FX.
VERY LITTLE SEAWEED IN OCEAN HERE.
SOME BITS OF SMALL CURLY VARIETY ON
A FEW ROCKS SO GATHERED A TINY BIT OF
THAT BUT MOSTLY GOT ROCK GRASSES
AND PLANTS A BIT HIGHER UP THE
BEACH (20').

NOTES

WATER PERFECTLY CLEAR AND
WELCOMING. I WAS ABLE TO BE UP TO
MY KNEES FOR AN HOUR WITHOUT GETTING
COLD. A BEAUTIFUL, SECRET PLACE.
CAN'T WAIT TO SPEND MORE TIME HERE.

RECIPES

DEVELOPER:

2 LITRES OF SEA SALT
(PRE-POWDER PH = 7)
(SMALL AMOUNT OF SEAWEED,
MOSTLY BEACH PLANTS, BREW
SMELLS LIKE HAY)
36 GRAMS VITAMIN C POWDER
150 GRAMS WASHING SODA

RINSE:

BLACK POINT WATER
(MALASPINA STRAIT)

FIX:

SALISH SEA MIX LEFTOVER
AND/OR REUSED FROM
PREVIOUS BATCH.

PROCESS

- 1) RINSE IN BP WATER FOR 1 MIN
- 2) 15 MIN DEV, PH 12, 37°C
- 3) 7 MIN RINSE IN BP WATER
- 4) SALT WATER FIX (SS MIX) 2 DAYS
* ONE WHILE DAY SWIMMING IN LOMO
IN BACK OF TRUCK ON THE TRIP
BACK TO THE CITY.
- 5) RINSE IN TAP WATER 15 MINS
HANG TO DRY

NOTES

SECOND BATCH USING LOMO
"PORTA-DEV". MORE CHALLENGING
THIS TIME LOADING IN DARK TENT
BUT MANAGED. SOME LAYERS
STUCK TOGETHER AND THIS RESULTED
IN A FEW EXCITING FLASHES IN THE
FINISHED FILM. GENERALLY THOUGH,
UNDERDEVELOPED. MORE WORK TO DO.





THREADS HAVE BEEN LEFT LOOSE TO CONNECT WITH WHAT
IS PART OF THE WHOLE, ALWAYS IN RELATION TO.

PERMANENTLY BOUND. IT IS MEANT FOR OPENING
AS I CONTINUE TO COLLABORATE WITH FILM + PLACE,
AND WITH ANCIENT PLACES.

"THERE IS A WAY THAT NATURE SPEAKS,
THAT LAND SPEAKS. MOST OF THE TIME
WE ARE SIMPLY PATIENT ENOUGH,
QUIET ENOUGH, TO PAY ATTENTION TO
THE STORY."

LINDA HOGAN.